

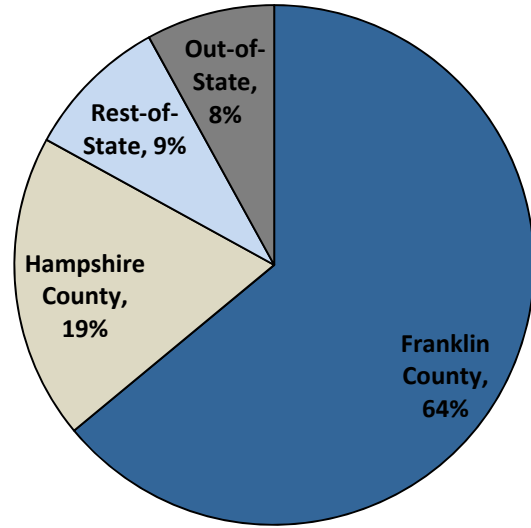
# GCC At-a-Glance

## Employees

As of October 2008, Greenfield Community College employed 309 people. 177 employees are full-time and 132 are part-time. GCC employs 169 faculty members (full-time and adjuncts) and 140 staff. GCC Faculty & Staff are engaged in our community, volunteering at over 140 locations in our service area.

*The Academy at Charlemont; ACTV Board of Directors; American Red Cross; Amherst Area Chamber of Commerce; Amherst Club; Amherst Regional Middle School; Amherst Relief Coalition; Amherst Survival Center; Amherst Town Committee for International Students; Appalachian Mountain Club; The Arbors ; ArtSpace of Franklin County; Ashfield News ; Association for Experiential Education Northeast Regional; Advisory Council ; Athol-Orange Community Television; Baystate Franklin Medical Center ; Bear Swamp Reservation; The Bement School; Berkshire Children and Families; Bernardston 4-H Club; Bill of Rights Defense Committee; Boxtops for Education; Boy Scouts of America; Brattleboro Museum and Art Center; Brattleboro High School; Buckley Health Care; Buckley Nursing Home; CARE Center in Holyoke; Colrain Fire District; The Common School; Community Meals; Community Resources for People with Autism; Congregational Church of Westminster West; Coop Concerts; Deerfield Academy; Deerfield River Watershed Association; Dial/Self; Federal Street School PTO; Federation for Children with Special Needs; First Congregational Church; First Congregational Church of Greenfield; First Parish Unitarian of Northfield; Food Bank of Western Massachusetts; Fort River School; Four Rivers Charter Public School; Franklin County Chamber of Commerce; Franklin County Community Development Corporation; Franklin County Community Emergency Response Team; Franklin County Home Care Corporation; Franklin County Medical Reserve Corps; Franklin County Solid Waste; Management District; Franklin Land Trust; Fresh Air Fund; Friends of NELCWIT; Friends of the Greenfield Public Library; Full Moon Coffeehouse; Girl Scouts of Central and Western Massachusetts; Girls' Youth Softball; Good Neighbors Food Pantry; Greenfield Community Television ; Greenfield Girls Softball ; Greenfield High School Music; Greenfield Public Library; Greenfield Recreation Department; Green Fields Market Coop ; GSB Board of Trustees; Harborside Nursing Home; Health-Bridge.Org; Heath Elementary School; Heath Volunteer Fire Department; Holyoke Soldier's Home; Honduras School Project; Human Rights Commission of Greenfield; I.N.S.P.I.R.E. for Autism School; Insight Meditation Center of Pioneer Valley; The International Language Institute of Massachusetts; Institute for Training and Development ; The Keene Cheshiremen Chorus; Kiwanis Club of Greenfield; League of Women Voters of Amherst ; Leyden Cultural Council; Literacy Project; Massachusetts Audubon Breeding Bird Survey; Mohawk Trail Regional School District; New England Equestrian Center of Athol; New England Peace Studies Association; New Hampshire Bears Charitable Foundation; NorthStar Self-directed Learning for Teens; Pioneer Valley Cuba Solidarity Committee; Pioneer Valley Institute; Women's Way; The Pioneer Valley Institute; Pioneer Valley Shambhala Center; Pioneer Valley Symphony & Chorus; Pioneer Valley Symphony Orchestra; Quabbin Mediation; Reading is Fundamental ; Restorative Justice; Rotary Club of Ludlow; Rowe Elementary School; Rural Development, Inc.; SAGE; Sanderson Academy; Saturday Community Luncheon; Shelburne Falls Business Association; Shelburne Falls Shambhala Center; Souper Bowl of Caring; Special Olympics; St. Vincent DePaul Food Pantry of Winchester, NH; Starry Starry Night; Sugarloaf Athletic Club; Sunderland Woman's Club ; Temple Israel Greenfield; Tilton Library; Town of Ashfield; Town of Heath; Town of Shutesbury; Town of Wendell; Traprock Center for Peace and Justice; Trinitarian Congregational Church; Trustees of Reservations; Union 28 Special Education Parents Advisory Council ; Unitarian Universalist Church of Amherst; United Way; Head Start Central Street in Turners Falls; VA Soldier's Home; Vermont Public Radio; Brattleboro Music Center; Windham Youth Theater; VT Autism Speaks; Wendell Public Library; Wendell Senior Center; Western Mass Critical Incident Stress Management Team; Westhampton Conservation Commission; Winterfare; YMCA; Youth Opportunities Program*

**Figure 1: GCC Faculty & Staff by Residency (Oct. 2008)**



Special thanks to the Office of Human Resources for their assistance in completing this report.

83% of GCC employees reside in either Franklin or Hampshire County.

Table 1: Faculty & Staff by Residency

Residency	% All GCC Employees
Franklin County	64%
Hampshire County	19%
Rest-of-State	9%
Out-of-State	8%

Figure 2: Western Massachusetts Towns of Residency of All Faculty & Staff

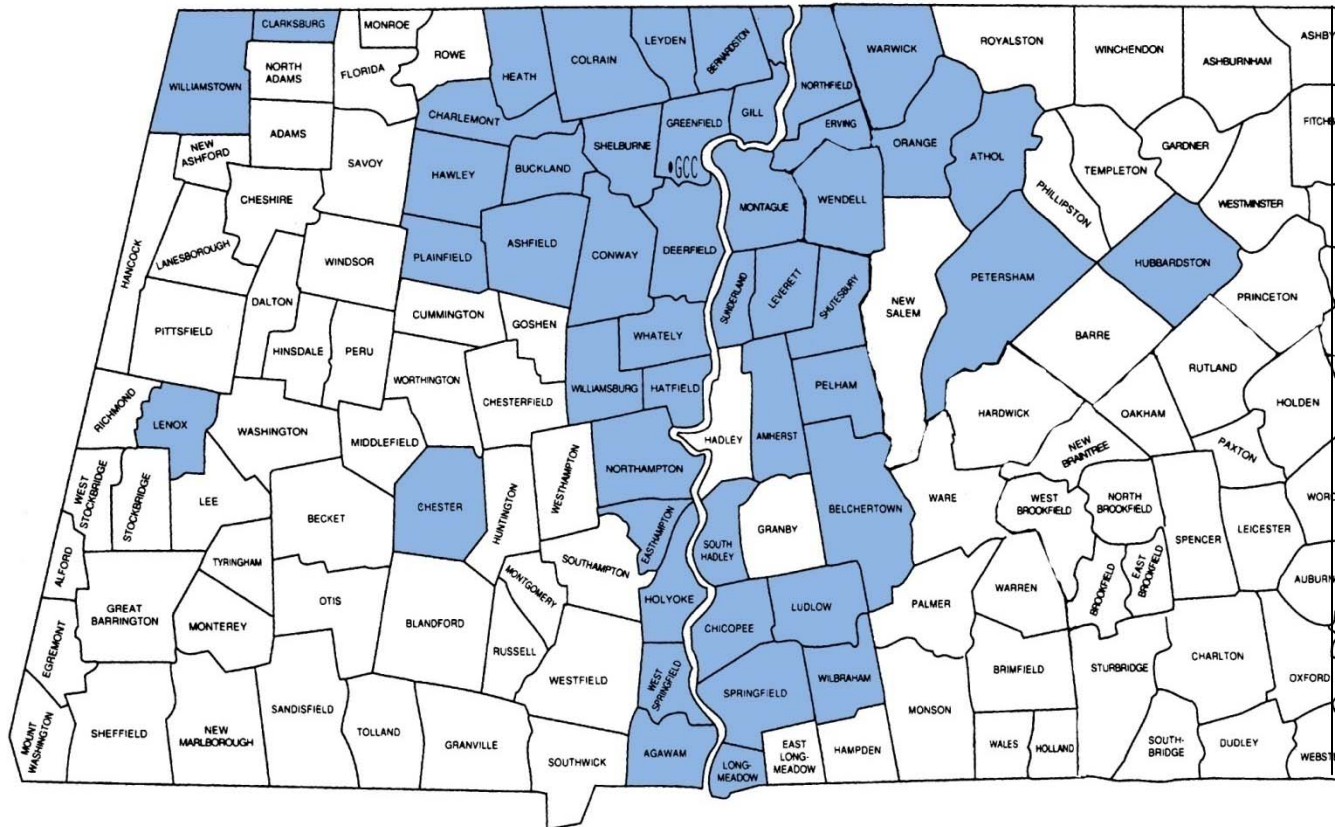



Figure 3: GCC Employee Profile (October 2008)

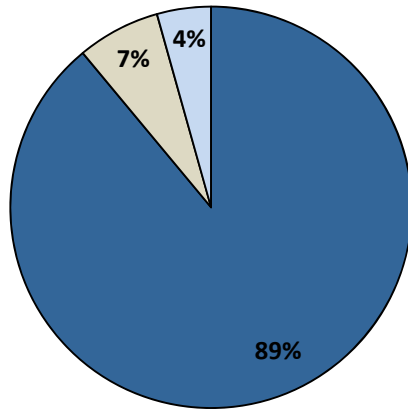


**Table 2: Employment by Status, Category & Gender, IPEDS Data for October 2008**

Employment Status and Position Type	Total	Male	Female	% Male	% Female
Full time, Faculty	58	22	36	38%	62%
Full time, Staff	119	49	70	41%	59%
<b>Full time total</b>	<b>177</b>	<b>71</b>	<b>106</b>	<b>40%</b>	<b>60%</b>
Part time, Faculty	111	44	67	40%	60%
Part time, Staff	21	3	18	14%	86%
<b>Part time total</b>	<b>132</b>	<b>47</b>	<b>85</b>	<b>36%</b>	<b>64%</b>
<b>ALL Employees</b>	<b>309</b>	<b>118</b>	<b>191</b>	<b>38%</b>	<b>62%</b>

The following chart shows the race/ethnicity distribution for GCC employees, as of October 2008. To protect privacy, numbers and sub-categories are not shown.

**Figure 4: Race/Ethnicity of GCC Employees, October 2008**



■ White, non-Hispanic □ Employees of Color □ Unknown Race/Ethnicity

### Student to Faculty Ratio

Based on IPEDS data for academic year 2006-2007, the ratio of full-time equivalent (FTE) student enrollments to FTE faculty positions was 14 to 1. GCC has a lower student-faculty ratio than the Massachusetts Community College System average of 17.7 to 1. This ratio should not be confused with average class size.

**Table 3: FTE Student to FTE Faculty Ratio, Academic Year 2006-2007**

Institution	Student FTE	Faculty FTE Positions	Student-Faculty Ratio
Springfield Technical Community College	3,721	316	11.8 to 1
<i>Greenfield Community College</i>	<i>1,376</i>	<i>98</i>	<i>14.0 to 1</i>
Berkshire Community College	1,373	94	14.6 to 1
Roxbury Community College	1,435	90	15.9 to 1
Northern Essex Community College	3,776	228	16.6 to 1
Cape Cod Community College	2,503	150	16.7 to 1
<b>MA Community College System Averages</b>	<b>3,390</b>	<b>192</b>	<b>17.7 to 1</b>
Middlesex Community College	5,013	282	17.8 to 1
North Shore Community College	4,401	247	17.8 to 1
Quincy College	2,214	122	18.1 to 1
Holyoke Community College	4,472	243	18.4 to 1
Massasoit Community College	4,553	242	18.8 to 1
Massachusetts Bay Community College	3,011	157	19.2 to 1
Quinsigamond Community College	4,322	220	19.6 to 1
Bristol Community College	4,716	233	20.2 to 1
Bunker Hill Community College	4,755	229	20.8 to 1
Mount Wachusett Community College	2,598	122	21.3 to 1