

GCC At-a-Glance

Transfer

GCC serves as a springboard to higher education. Each year, over 400 students leave GCC to pursue their education through transfer opportunities. This report highlights key data on GCC's transfer activity for GCC graduates and non-retained students from fall to fall. Transfers are defined as the first transfer activity of students after the end of their enrollment at GCC (e.g. a student that leaves to attend Holyoke Community College and then later transfers to the University of Massachusetts is counted here as a transfer to Holyoke Community College).

Graduate Transfers

Table 1: Graduate Transfer Outcomes, Class of 2004-2008

Graduate Transfers: Class of 2004-2008 Combined Data	
Transfers to 4-Year Schools	651
Transfers to 2-Year Schools	91
Percent of Total Graduates Transferring	42%
% Female: Graduate Transfers	61%
% Students of Color: Graduate Transfers	9%
Avg. GCC GPA: Graduate Transfers	3.30
Avg. Earned GCC Credits: Graduate Transfers	73
Degrees Earned from Transfer Institutions	241

Figure 1: Graduate Transfers by Institution Type & Timing, Class of 2004-2008

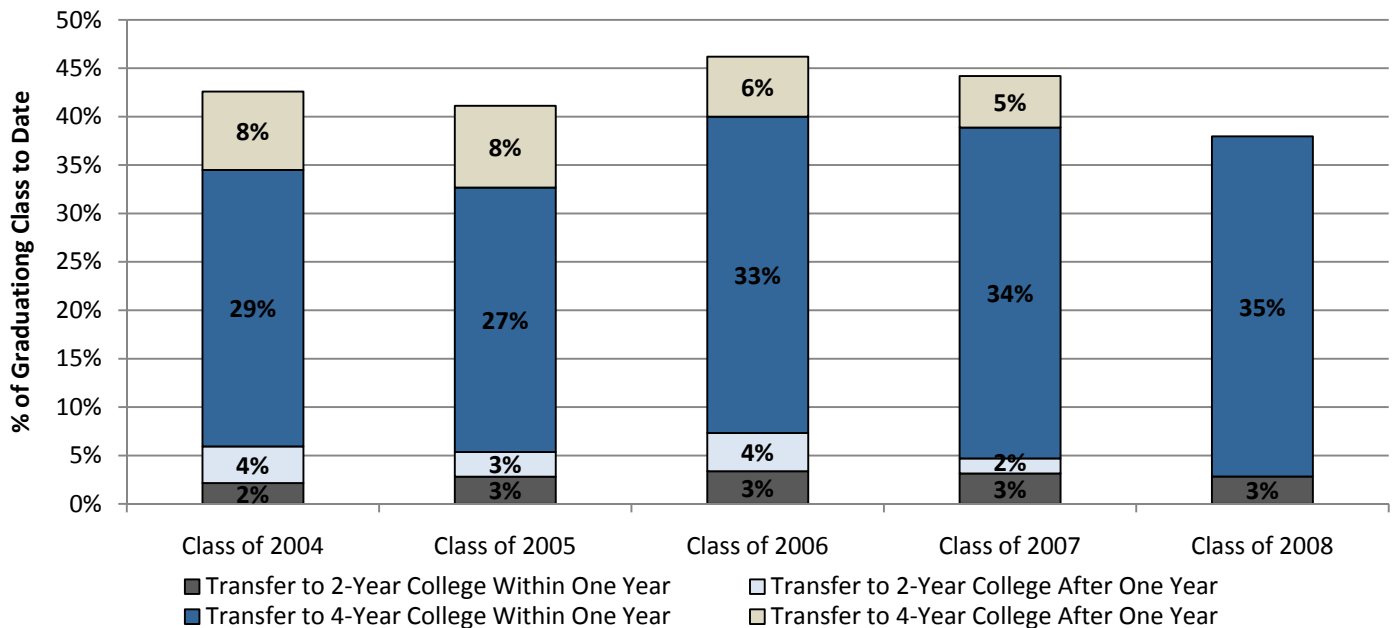


Table 2: Graduate Transfers by Program (with 15 or more transfers), Class of 2004-2008

Major	4-Year Institutions	2-Year Institutions	Total Transfers
Liberal Arts/General	282	25	307
Business Administration Transfer	69	4	73
Criminal Justice	45	2	47
Nursing	23	4	27
Art/Fine Art	25	2	27
Liberal Arts/Education	25	0	25
Practical Nursing (Certificate)	2	22	24
Outdoor Leadership (Certificate)	18	3	21
Art/Media Arts	20	0	20
Liberal Arts/ Natural Resources	17	0	17
Early Childhood Education	11	4	15

Table 3: Top 10 Transfer Institutions, Class of 2004-2008

Transfer Destination	Transfers	% Transfers
University of Massachusetts Amherst	365	48%
Westfield State College	51	7%
Holyoke Community College	28	4%
Smith College	28	4%
Massachusetts College of Liberal Arts	21	3%
Springfield Technical Community College	21	3%
Elms College	18	2%
Massachusetts College of Art	10	1%
Keene State College	9	1%
Mount Holyoke College	9	1%

Table 4: Degrees Earned at Transfer Institutions, Class of 2004-2008

Transfer Destination	Associate/Certificate	Bachelor Degree	Advanced Degree	Totals
University of Massachusetts Amherst	7*	130	5	142
Westfield State College	0	29	0	29
Massachusetts College of Liberal Arts	0	8	0	8
Elms College	0	7	0	7
Smith College	0	7	0	7
Holyoke Community College	4	0	0	4
Keene State College	0	3	0	3
Mount Holyoke College	0	3	0	3
Prescott College	0	3	0	3
Springfield Technical Community College	3	0	0	3
Johnson & Wales University	1	1	0	2
Pratt Institute	0	2	0	2
University of Hartford	0	1	1	2
University of Phoenix (Online)	0	2	0	2
<i>Schools with 1 GCC Transfer Graduate</i>	3	20	1	24
Totals	18	216	7	241

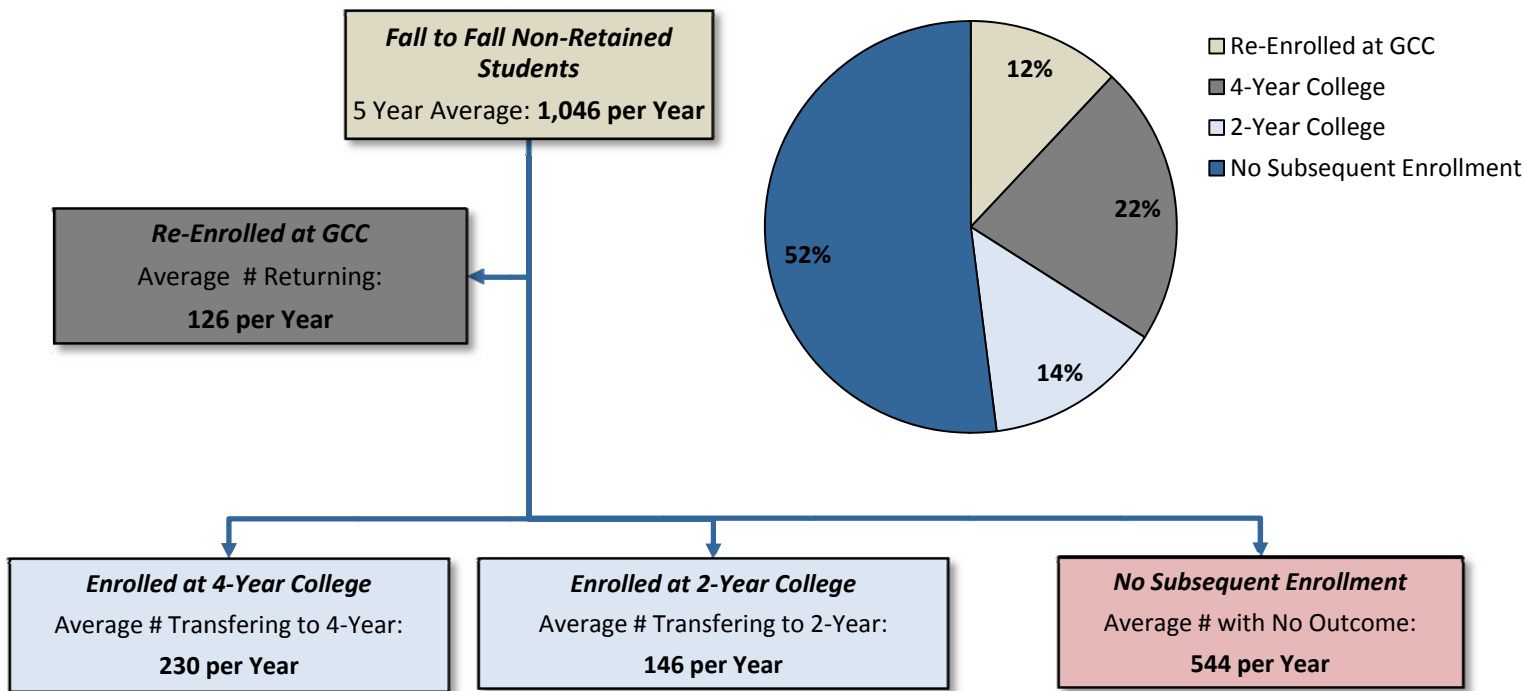
* Teacher Certification Program at the University of Massachusetts.

Non-Retained Student Transfers

On average, 1,046 students enrolled at GCC in the fall do not re-enroll at GCC the following fall semester (this figure does not include graduates). Many of these non-retained students transfer to other schools to continue their education. Some return to GCC after a time. As can be seen in figure 2, a large number do not continue their education.

Non-retained students are students enrolled at GCC in the fall that do not re-enroll at GCC in the following fall. For example, students enrolled in fall 2003 that neither graduated nor re-enrolled at GCC in fall 2004.

Figure 2: Outcomes for Non-Retained Students, Fall 2003-Fall 2004 to Fall 2007-Fall 2008



- Students tend to continue their education within 15 months of leaving GCC.
- Students transferring from GCC to 4-year schools tend to do so within one semester.
- Roughly half of students that re-enroll at GCC after a break in enrollment (“stop out”) do so within one year of not returning to GCC; re-enrollment continues slowly after the one year point.

Table 5: Non-Retained Student Transfer Outcomes, Fall 2003-Fall 2004 to Fall 2007-Fall 2008

Non-Retained Student Transfers: Fall 2003 to Fall 2008 Combined Data	
Transfers to 4-Year Schools	1,166
Transfers to 2-Year Schools	728
Percent of Total Non-Retained Students Transferring	36%
% Female: Non-Retained Student Transfers	62%
% Students of Color: Non-Retained Student Transfers	10%
Avg. GCC GPA*: Non-Retained Student Transfers	3.03
Avg. Estimated** Earned GCC Credits at Transfer	31
Degrees Earned from Transfer Institutions	521

Table 6: Non-Retained Student Re-Enrolling at GCC, Fall 2003-Fall 2004 to Fall 2007-Fall 2008

Re-Enrolling Students: Fall 2003 to Fall 2008 Combined Data	
Re-Enrolling at GCC after a break in enrollment	536
Percent of Total Non-Retained Students Re-Enrolled	12%
% Female: Non-Retained Students Re-Enrolled at GCC	64%
% Students of Color: Non-Retained Students Re-Enrolled at GCC	9%
Avg. GCC GPA*: Non-Retained Students Re-Enrolled at GCC	2.86
Avg. Estimated** Earned GCC Credits at Transfer	33

* Based on fall data for students with a reported GPA.

** Based on accumulated credits plus attempted credits in the fall semester.

Figure 3: Transfer Institution Type for Non-Retained Students, Fall 2003-Fall 2004 to Fall 2007-Fall 2008

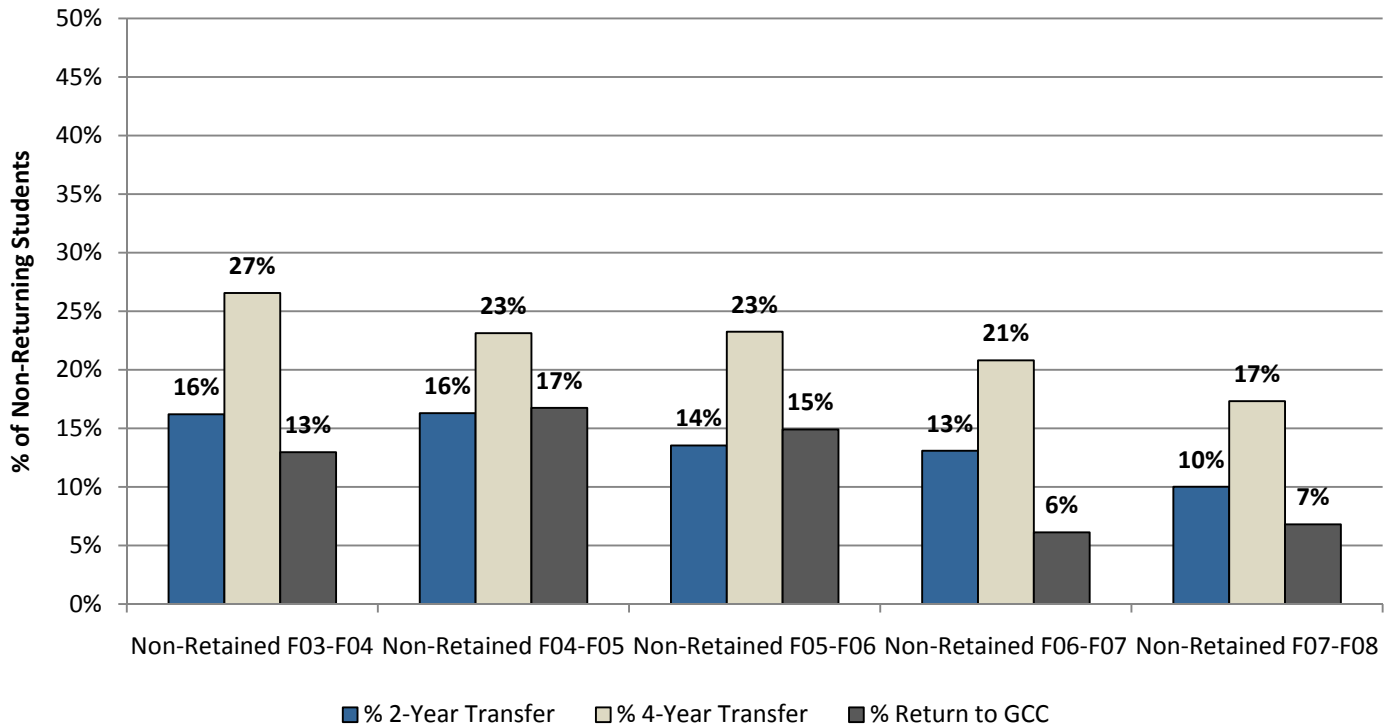


Table 7: Transfers by Program of Non-Retained Students (with 15 or more transfers), Fall 2003-Fall 2004 to Fall 2007-Fall 2008

Major	4-Year Institutions	2-Year Institutions	Total Transfers
Liberal Arts/General	431	358	789
Non-Matriculated	274	87	361
Special Enrollments (High School Students)	89	20	109
Business Administration Transfer	47	23	70
Criminal Justice	24	25	49
Art/Fine Art	27	10	37
Early Childhood Education	16	21	37
Engineering Science	23	14	37
Liberal Arts/Education	26	9	35
Art/Media Arts	23	10	33
Computer Information Systems	13	11	24
Liberal Arts/Math-Science	14	8	22
Management	12	9	21
Liberal Arts/ Human Services	11	6	17
Liberal Arts/Music	5	11	16

Table 8: Top 10 Transfer Institutions of Non-Retained Students, Fall 2003-Fall 2004 to Fall 2007-Fall 2008

Transfer Destination	Transfers	% Transfers
University of Massachusetts Amherst	488	26%
Holyoke Community College	268	14%
Springfield Technical Community College	104	6%
Community College of Vermont	70	4%
Mount Wachusett Community College	58	3%
Westfield State College	47	3%
Smith College	42	2%
Massachusetts College of Liberal Arts	29	2%
Keene State College	24	1%
Massachusetts College of Art	22	1%

Table 9: Degrees Earned at Transfer Institutions by Non-Retained Students, Fall 2003-Fall 2004 to Fall 2007-Fall 2008

Transfer School	Associate/Certificate	Bachelor Degree	Advanced Degrees	Total
University of Massachusetts Amherst	15*	182	11	208
Holyoke Community College	43	0	0	43
Westfield State College	0	26	0	26
Smith College	0	21	3	24
Springfield Technical Community College	20	0	0	20
Vermont Technical College	0	18	0	18
Vermont Technical LPN	13	0	0	13
Massachusetts College of Liberal Arts	0	9	0	9
Keene State College	0	7	0	7
Lesley University	0	5	2	7
Mount Wachusett Community College	7	0	0	7
Mount Holyoke College	0	6	0	6
Elms College	0	4	0	4
Northeastern University	0	4	0	4
American International College	0	3	0	3
Columbia University	0	2	1	3
Springfield College	0	1	2	3
University of Vermont	0	3	0	3
Valencia Community College	3	0	0	3
Antioch University	0	2	0	2
Antioch University New England	0	2	0	2
Blue Ride Community & Technical College	2	0	0	2
Bridgewater State College	0	2	0	2
Bristol Community College	2	0	0	2
Cambridge College	0	2	0	2
Colorado Mountain College	2	0	0	2
Emerson College	0	2	0	2
Fayetteville Technical Community College	2	0	0	2
Hampshire College	0	2	0	2
Johnson & Wales University	1	1	0	2
Landmark College	2	0	0	2
Massachusetts Bay Community College	2	0	0	2
Massachusetts College of Pharmacy	0	2	0	2
Middlebury College	0	2	0	2
Quincy College	2	0	0	2
Rhode Island School of Design	0	2	0	2
Salem Community College	2	0	0	2
Simmons College	0	0	2	2
The New School	1	1	0	2
Union University & Institute	0	2	0	2
University of Massachusetts Boston	0	2	0	2
University of Massachusetts Dartmouth	0	2	0	2
University of Phoenix (Online)	1	1	0	2
<i>Schools with 1 GCC Transfer Graduate</i>	12	42	8	62
Total	132	360	29	521

* Teacher Certification Program at the University of Massachusetts.